



DX2000 Deck Boat

DX2000

Specifications

	US	CE
LENGTH OVERALL (LOA)	19' 7"	5.79 M
WIDTH (BEAM)	8' 1"	2.44 M
MAX PEOPLE CAPACITY	10	9
MAX HORSEPOWER	150 HP	180 HP
DEADRISE	17°	17°
APPROX WEIGHT W/ STANDARD ENGINE	2,810 LBS	1,274 KG
APPROX WEIGHT W/ TRAILER	4,010 LBS	1,818 KG
MAX PEOPLE WEIGHT	1,653 LBS	750 KG
FUEL CAPACITY	33 GAL	125 L
DRAFT DOWN	3' 0"	0.91 M
HEIGHT ON TRAILER ¹	7' 1"	2.1 M
BEAM ON TRAILER	8' 6"	2.44 M
STORAGE LENGTH ²	26' 9"	7.92 M

Specification dimensions are approximations and subject to variance.

¹ Tongue jack lowered all the way down.

² Stern drive in down position and trailer tongue swung to side.

Colors, graphics and some equipment shown, subject to change without notice.

Standard Features

Engine 115 HP Mercury® FourStroke XL EFI Outboard

Cockpit Integrated Cooler
 Standard Speakers (4)
 Cup Holders (4)
 Grab Handles (5)
 Mooring Cleats (6)
 Fuel Fill w/ Integrated Vent
 Helm Seat w/ 180° Swivel
 In-Floor Ski/Wakeboard Storage
 Waterproof 120-Watt AM/FM Stereo w/ Bluetooth Capability

Electrical Battery Switch
 1200 GPH Bilge Pump (Manual)


Helm Multi-Function Gauges w/ Fog Resistant Glass Lenses:
 Fuel, Speedometer, Tachometer, Voltmeter
 12V Accessory Outlet
 12V Horn
 Side-Mounted Engine Controls w/ Trim & Tilt Switch in Handle
 Tilt Steering
 Mechanical Cable Steering (Outboard Models)
 Analog Trim Indicator
 Custom Sport Steering Wheel

Hull & Deck Bow & Transom Eyes (3)
 12V Navigation Lights
 Bow Ladder w/ Hinged Lid
 Anchor Locker
 Fiberglass Floor Liner
 Swim Platform w/ Telescoping Ladder
 Swim Platform Extension
 Aerated Livewell

EXTERIOR COLORS



INTERIOR COLORS

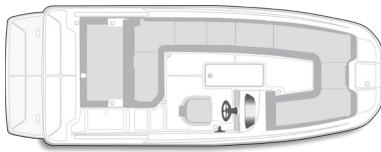


DX2000 Available Options

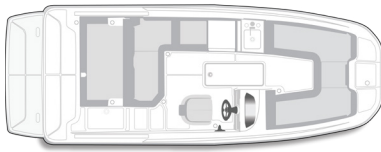
BAYLINER.COM

DX2000 Deck Boat

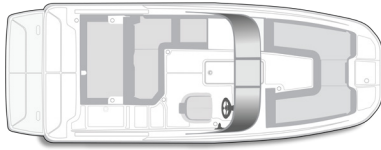
★ = POPULAR OPTION



Maximum seating layout (Standard)



Entertainment layout w/ integrated sink



Dual console layout w/ windshield

Engine

- 115 HP Mercury® FourStroke XL EFI Outboard
- 115 HP Mercury® FourStroke Thrust EFI Outboard
- 115 HP Mercury® Pro XS XL Outboard
- 150 HP Mercury® FourStroke EFI Outboard
- High Altitude Prop

Steering

- Hydraulic Steering System (115 HP and Below)

Top

- Bimini, 6' Top w/ Boot ★
- Xtreme Tower w/ Integrated Bimini Top

Canvas

- Snap-On Bow Well & Cockpit Cover ★
- Snap-On Bow Well & Cockpit Cover (Non-Windshield)

Floor Covering

- Cockpit Flooring (Gray Mat) ★
- Cockpit Flooring (Teak Mat) ★
- Snap-In Seagrass Woven Floor Covering (Teak)
- Snap-In Seagrass Woven Floor Covering (Gray)

Floor Layout

- Maximum Seating Layout
- Entertainment Layout w/ Integrated Sink
- Dual Console Layout w/ Windshield

Seats & Upholstery

- Bow Filler Cushion

Appearance Package

- Stainless Package (Cup Holders, Fuel Fill, Thru Hull, Horn Vent, Bow Hatch, Latches, Rub Rail)
- Hull Sport Graphics

Lighting Package

- Exterior Lighting Package (LED Docking Lights, 2x Rear Underwater Lights)

Water Sports

- Ski Tow Pylon
- Wakeboard Rack (1x)
- Wakeboard Rack (2x)

Swim Platforms

- Swim Platform Mat (Gray)
- Swim Platform Mat (Teak)
- Extended Swim Platform Mat (Gray)
- Extended Swim Platform Mat (Teak)

Convenience Options

- 7" Glass Dash Screen w/ Engine Data
- Bow Table
- Cockpit Table
- 500 GPH Bilge Pump (Automatic) ★
- Digital Depth Indicator ★
- Portable Head
- Transom Shower w/ On-Demand Water System
- Bow Wind Block (Requires Bow Filler Cushion)
- VesselView Mobile
- Dual Battery Trays w/Switch
- Rockford Fosgate® System (4 speaker)

Fishing Accessories

- Bow Casting Platform & Seat
- Dual Battery w/ 24V Plug
- Fish Finder: Lowrance®
- Trolling Motor Bracket w/ 24V Plug

Trailers

- Single Axle Painted Trailer w/ Brakes and Swing Tongue (Black)
- Single Axle Galv Trailer w/ Brakes & Swing Tongue



BEGIN 360° VIRTUAL
TOUR ONLINE

BAYLINER®